


Find the Barbecue Dangers

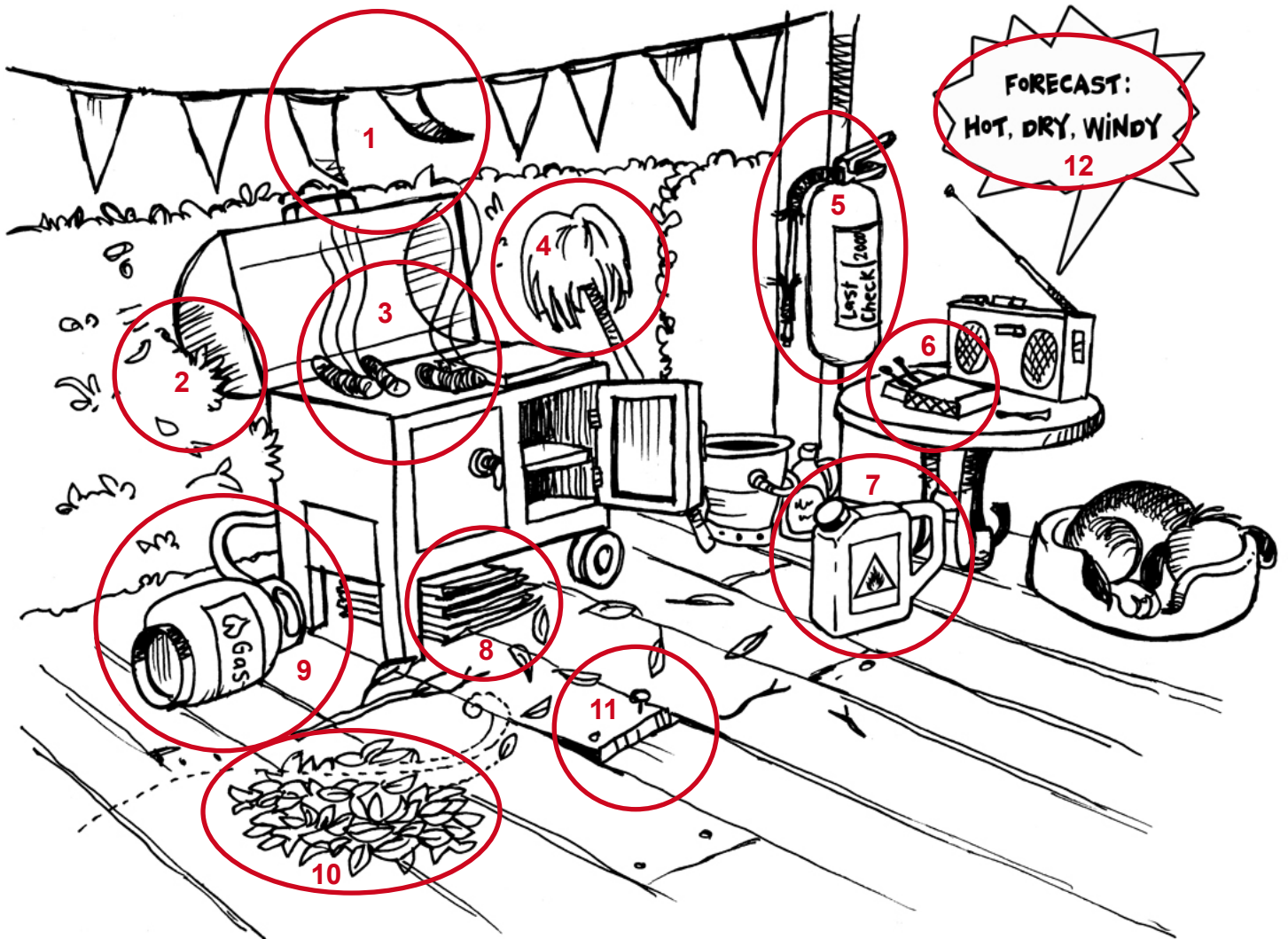
Name: _____

The picture below shows many possible fire hazards.
Find and explain the items/areas that could be unsafe.



Solutions

Find the Barbecue Dangers



- | | |
|---|--|
| <ul style="list-style-type: none"> 1. Low hanging flags 2. Barbecue nestled in hedge 3. Sausages left unattended 4. Mop leaning near barbecue 5. Damaged and out of date fire extinguisher 6. Matches left unattended | <ul style="list-style-type: none"> 7. Flammable liquid 8. Pile of paper underneath barbecue 9. Gas bottle in unsafe position 10. Loose leaves and twigs 11. Loose floorboard 12. Weather warning – ideal fire conditions |
|---|--|

Find the Campfire Dangers


Name: _____

The picture below shows many possible fire hazards.
Find and explain the items/areas that could be unsafe.



Solutions

Find the Campfire Dangers



- | | |
|--|---|
| <ol style="list-style-type: none"> 1. Overhanging branches too close to campfire 2. Tent not a safe distance from campfire 3. Leaves around campfire not cleared 4. Fire too large | <ol style="list-style-type: none"> 5. Person sleeping too close to fire 6. Water bucket not filled 7. Flammable liquid placed near campfire 8. Chairs not a safe distance from campfire |
|--|---|