


### Find the Barbecue Dangers

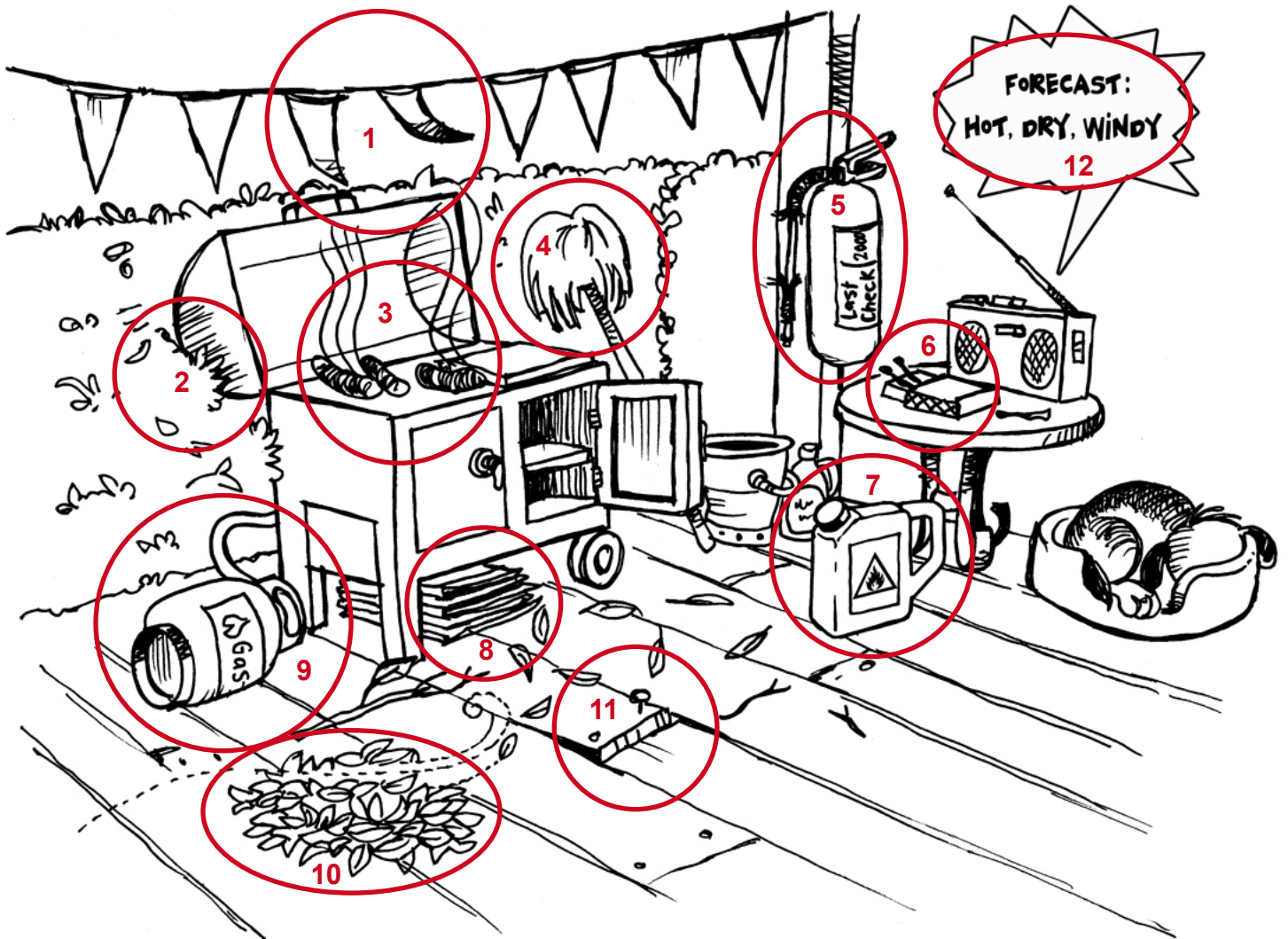
Name: \_\_\_\_\_

The picture below shows many potential fire hazards. Find and explain the items/areas that could be unsafe.



**Solutions**

**Find the Barbecue Dangers**



- |   |  |
|---|--|
| <b>1.</b> Low hanging flags                         | <b>7.</b> Flammable liquid                         |
| <b>2.</b> Barbecue nestled in hedge                 | <b>8.</b> Pile of paper underneath barbecue        |
| <b>3.</b> Sausages left unattended                  | <b>9.</b> Gas bottle in unsafe position            |
| <b>4.</b> Mop leaning near barbecue                 | <b>10.</b> Loose leaves and twigs                  |
| <b>5.</b> Damaged and out of date fire extinguisher | <b>11.</b> Loose floorboard                        |
| <b>6.</b> Matches left unattended                   | <b>12.</b> Weather warning – ideal fire conditions |

## Find the Campfire Dangers


Name: \_\_\_\_\_

The picture below shows many potential fire hazards. Find and explain the items/areas that could be unsafe.



**Solutions**

**Find the Campfire Dangers**



- |   |   |
|---|---|
| 1. Overhanging branches too close to campfire | 5. Person sleeping too close to fire        |
| 2. Tent not a safe distance from campfire     | 6. Water bucket not filled                  |
| 3. Leaves around campfire not cleared         | 7. Flammable liquid placed near campfire    |
| 4. Fire too large                             | 8. Chairs not a safe distance from campfire |